

Report On Science Project – BLS Session

“It's greater to Work to Educate n Train an Individual, in the true & Larger Sense of Community & World, Than to Rule a State....”

Introduction

We had an opportunity to visit Rich College Of Nursing, Nellore by 10 am as a member of IWSA on 14th July (Saturday). Indeed we were given the opportunity to conduct a scientific session on “**Basic Life Support**” for nursing students of 3rd & 4th year which covered 30 students.

We had reached the venue by 10am & the necessary arrangements were made in a classroom for us to conduct the session in a smooth manner.



Glimpse of the Topic:

Introduction:

Basic life support (BLS) is a level of medical care which is used for victims of life-threatening illnesses or injuries or experiencing respiratory arrest, cardiac arrest or airway obstruction by the healthcare providers and public safety professionals until they can be given full medical care at a hospital.



Scenario 1: Scene Safety



Clear the scene & position the patient straight

Scenario III: Call for Help



First Call for Help

Alert nearby people to call for Ambulance

Scenario V: Check for Chest Raise



Scenario II: Check for Response



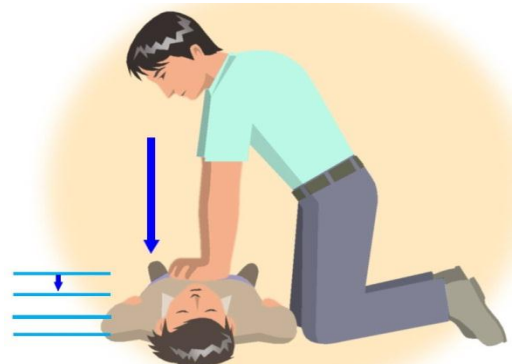
Tap, Shake & Shout

Scenario IV: Check for Carotid Pulse



Check for Carotid pulse not more than 6 seconds

Scenario VI: Start Compression



If Carotid pulse is absent, start Compressions after Scenario V

Scenario VII: Mouth to Mouth Breathing

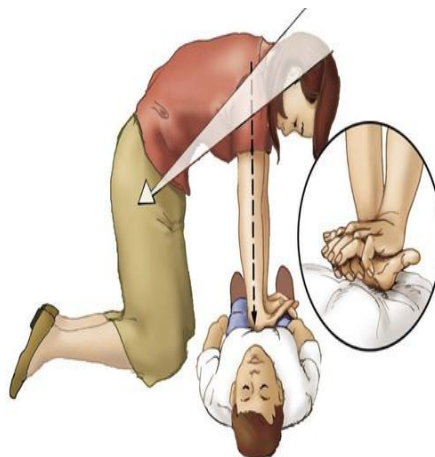
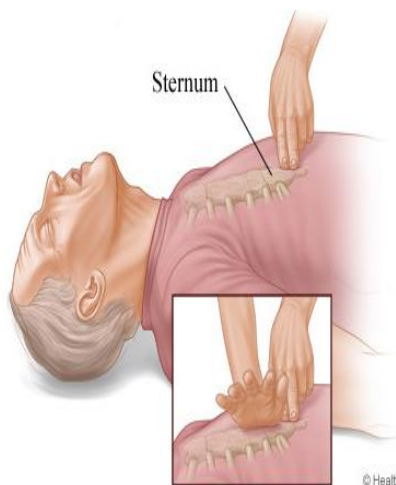


Head Tilt & Jaw Lift Method

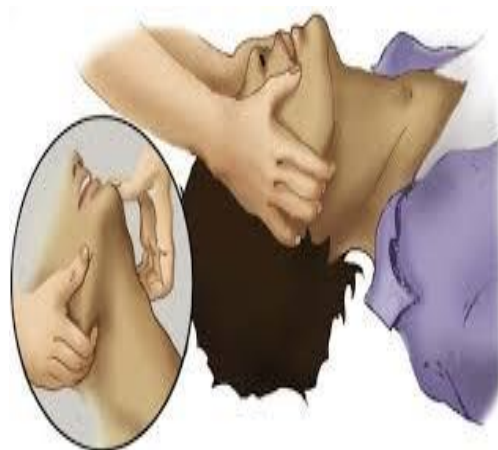
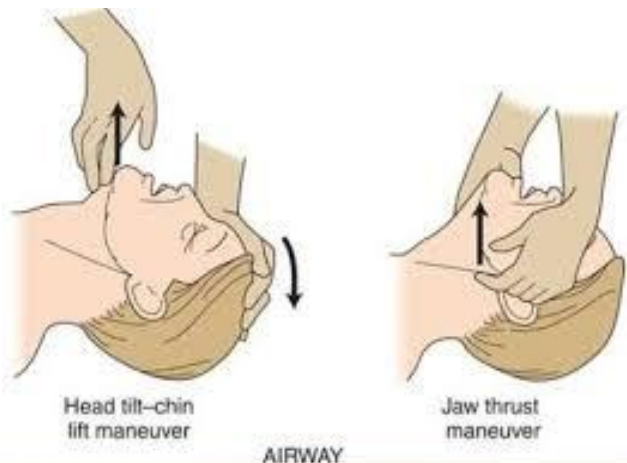


Pinch the Nostril & Mouth to Mouth Breathing

Placement of Hand



Airway Maneuver



Jaw Thrust

CPR is as easy as **C - A - B**



Compressions
Push hard and fast
on the center of
the victim's chest



Airway
Tilt the victim's head
back and lift the chin
to open the airway



Breathing
Give mouth-to-mouth
rescue breaths

Positioning: Left lateral positioning in case there is no Spinal Injury



Demo & Re Demo of the BLS session:



Head Tilt Method Demo



Students Re Demo



Jaw Thrust Maneuver



Pediatric Session:



Assessment, 2 Finger & 2 Finger method Demo

Conclusion

It was an interactive session. Students showed interest by coming forward to re demo. Handouts were also given.



Certificates were also distributed for the students

Post Test Was Conducted



The End